



## VANCS - SERIES - PU

(FRP) SEMI-VORTEX - SEWAGE & WASTE WATER PUMPS

## SPECIFICATIONS

### ■ FEATURES

1. Semi-vortex , FRP (Fiberglass Reinforced Plastic), impeller passes solids and stringy material without clogging and increases wear resistance when pumpage contains abrasive particles.
2. Double inside mechanical seals with silicon carbide faces, running in an oil filled chamber and further protected by a lip seal, provides for the most durable seal design available.
3. Highly efficient, continuous duty, air filled, copper wound motor with class E, insulation minimizes the cost of operation.
4. Built in thermal & amperage sensing, protector prevents motor failure due to overloading, single phasing (in three phase units), or accidental run -dry conditions.
5. Double shielded, permanently lubricated, high temperature C3 ball bearings rated for a B-10 life of 60,000 hours, extends operational life.
6. Utilization of application appropriate FRP & stainless steel components increases corrosion resistance in a wide variety of applications.

### ■ APPLICATIONS

1. Residential, commercial, industrial sewage, effluent, wastewater and site drainage.
2. Chemical spill containment.
3. Decorative waterfalls, fountains and fish ponds.



### ■ SPECIFICATIONS

Discharge Size  
Horsepower Range  
Performance Range Capacity  
Head  
Maximum water temperature  
Materials of Construction  
Casing (upper)/(lower)  
Impeller  
Shaft  
Motor Frame  
Fasteners

Mechanical Seal  
Elastomers

Impeller Type  
Solids Handling Capability

Bearings

Motor Nomenclature  
Type, Speed, Hz.  
Voltage, Phase  
Insulation

Accessories  
Operational Mode

### ■ STANDARD

2~3" N.P.T. (50 ~ 80mm)  
1/5 ~ 5Hp. (.15 ~ 3.7 KW)  
13.2 ~ 240.4 G.P.M. (.05 ~ .91 m<sup>3</sup>/min)  
5.7 Ft. ~ 86.9 Ft. (1.75 ~ 26.50 m)  
104° F. (40° C.)

FRP (ABS + w/GF 20 or 30) / ABS  
FRP (PPO + w/GF 20 or 30)  
304 Stainless Steel  
304 Stainless Steel  
304 Stainless Steel

Silicon Carbide  
NBR (Nitril Buna Rubber)

Semi-Vortex, solids handling.  
1.38 -1.81" (35 - 46 mm)

Pre-lubricated, Double Shielded

Air Filled, 3600 Rpm, 60 Hz.  
115 or 230 V., 1 Ph.,  
208-220, 230, 460, or 575 V . 3 Ph.  
Class E

Submersible Power Cable 32' (10 m)  
Manual

### ■ OPTIONS

Length as Required

Model A (Automatic), Model  
AW (Automatic Alternating)  
TOK ( FRP) Slide rail system



**VANCS - SERIES - PU**  
**(FRP) SEMI-VORTEX - SEWAGE & WASTEWATER PUMPS**

**SAMPLE  
 SPECIFICATIONS**

**1. SCOPE OF SUPPLY -**

Furnish and install TSURUMI, VANCS Model \_\_\_\_\_ Submersible Pump(s). Each unit shall be capable of delivering \_\_\_\_\_ GPM (\_\_\_\_\_ m<sup>3</sup>/min) at \_\_\_\_\_ Feet (\_\_\_\_\_ m) TDH. The pump(s) shall be designed to pump waste water, sewage or effluent containing \_\_\_\_\_ inch (\_\_\_\_\_ mm) diameter solids without damage during operation. The pump(s) shall be designed so that the shaft power required (BHP)/(kW) shall not exceed the motor rated output throughout the entire operating range of the pump performance curve. The pump discharge size shall be \_\_\_\_\_ inch, (\_\_\_\_\_ mm).

**2. MATERIALS OF CONSTRUCTION -**

Construction of major parts of the pumping unit(s) including pump casing, impeller, motor head cover and intermediate brackets shall be manufactured from recyclable, application appropriate resins. The need for a protective coating shall not be required. All exposed fasteners shall be stainless steel and shall have stainless steel mating anchors integrally cast into the mating part. All units shall be furnished with a NPT discharge companion flange. Impellers shall be of the multi-vane, semi-vortex, solids handling design and shall be slip fit to the shaft. The motor shaft shall be machined to provide a positive drive of the impeller. The pump casing shall incorporate an air relief valve.

**3. MECHANICAL SEAL -**

All units shall be furnished with a dual inside mechanical shaft seal located completely out of the pumpage, running in a separate oil filled chamber. Units shall be fitted with a device that shall provide positive lubrication of top mechanical seal, (down to one third of the standard oil level). The device shall not consume any additional electrical power. Units shall have silicon carbide mechanical seal faces. Mechanical seal hardware shall be Stainless steel.

**4. MOTOR -**

The pump motor(s) shall be \_\_\_\_\_ Hp., \_\_\_\_\_ kW., \_\_\_\_\_ V., 60 Hz., \_\_\_\_\_ Phase and shall be NEMA MG-1, Design Type B equivalent. Motor(s) shall be rated at \_\_\_\_\_ full load amps. Motor(s) shall have a 1.15 service factor and shall be rated for 6 starts per hour. Motor(s) shall be air filled, copper wound, class E insulated with built in thermal protection. Motor shaft shall be 403 stainless steel and shall be supported by two permanently lubricated, high temperature ball bearings, with a B-10 life rating at best efficiency point of 60,000 hours. The bearings shall be single row, double shielded, C3, deep groove type ball bearings. Bearing seats shall be rolled carbon steel or aluminum die casting. Motor housing shall be 304 stainless steel. Motors shall be suitable variable speed applications, utilizing a properly sized variable frequency drive. (Only for 3 phase.)

**5. POWER CABLE AND CABLE ENTRANCE -**

The pump power cable shall be suitable for submersible pump applications. The cable entrance shall incorporate built in strain relief, a one piece, three way mechanical compression seal with a fatigue reducing cable boot. The cable entrance assembly shall contain an anti-wicking block to eliminate water incursion into the motor due to Capillary wicking should the power cable be accidentally damaged.

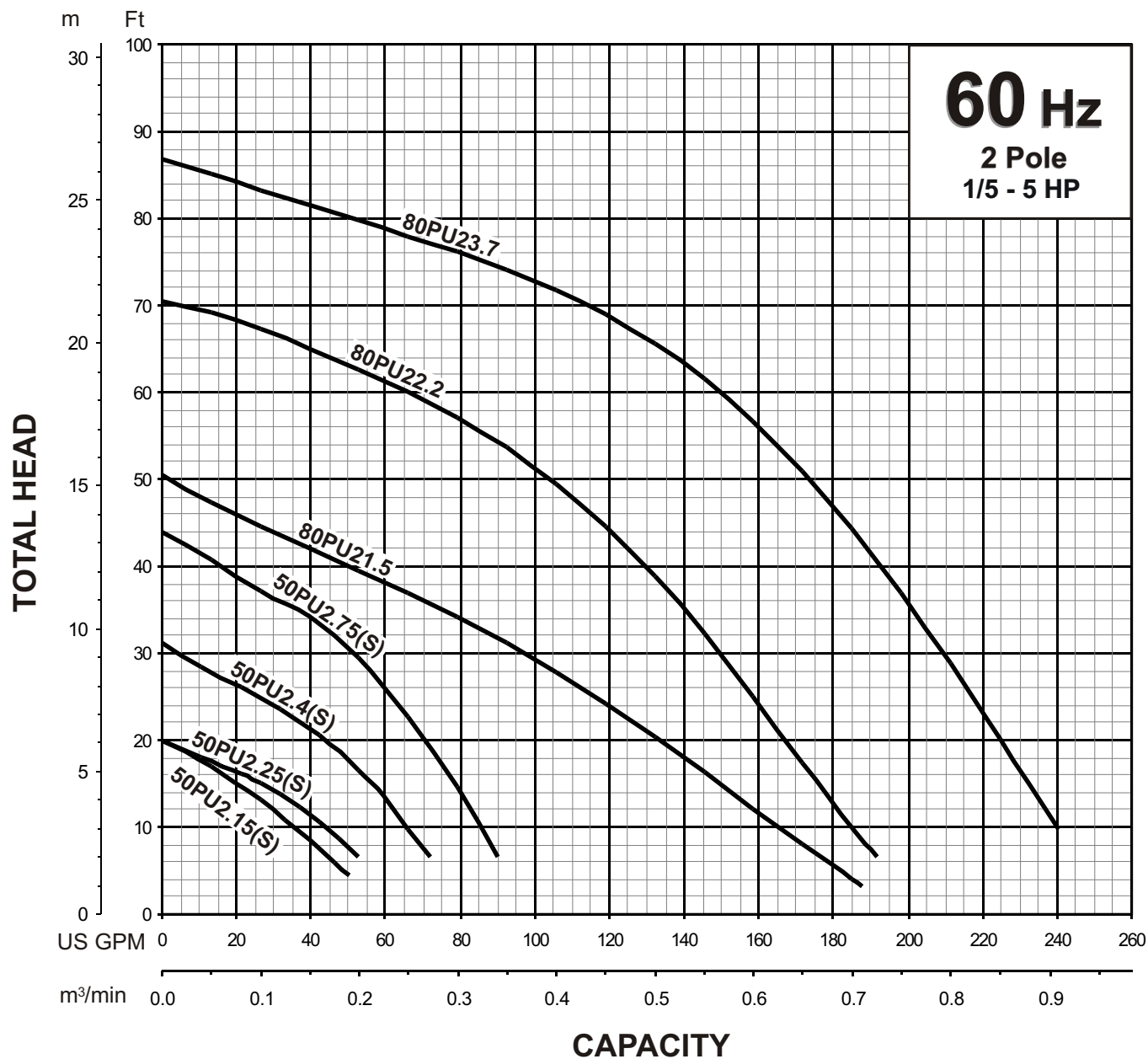


**TSURUMI PUMP**

**VANCS - SERIES - PU**  
**(FRP) SEMI-VORTEX - SEWAGE & WASTEWATER PUMPS**

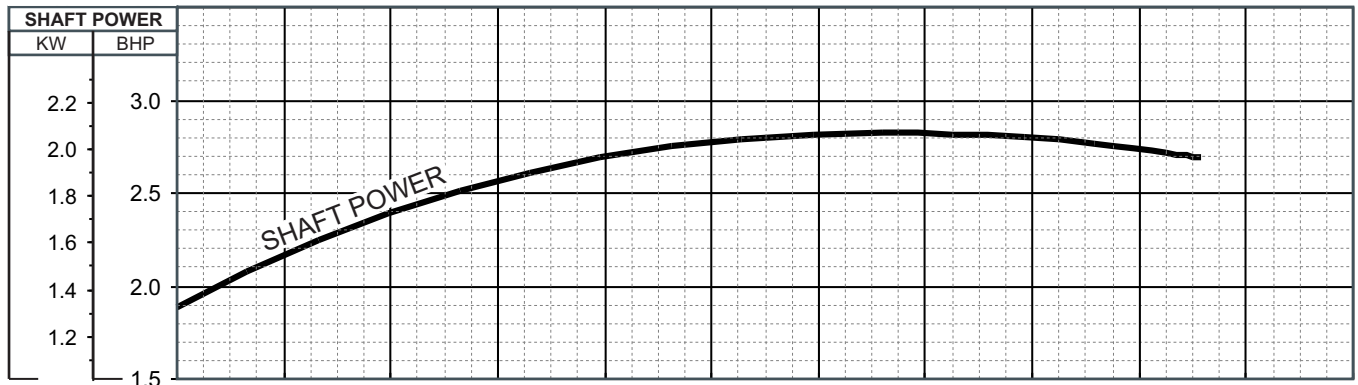
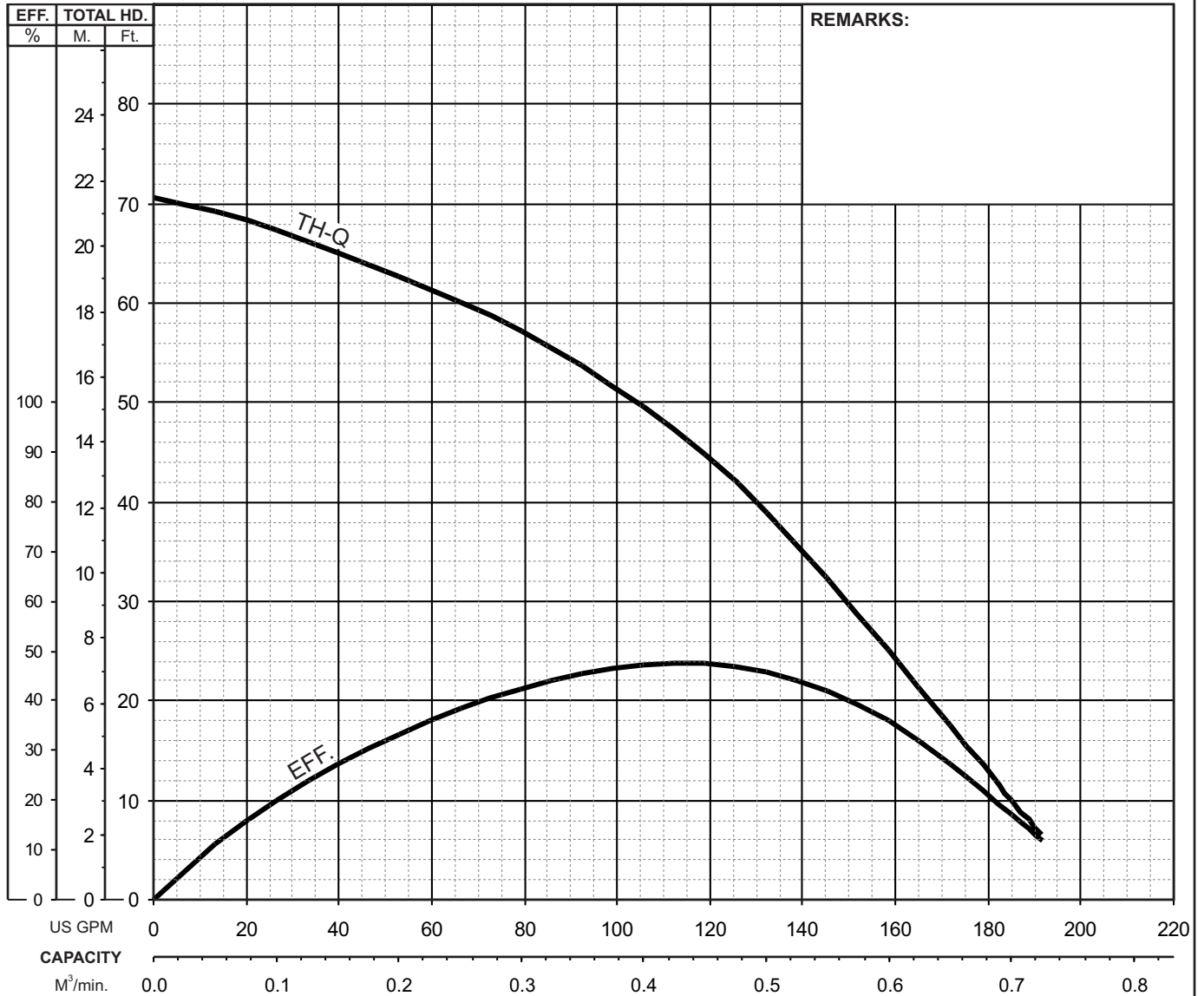
**PERFORMANCE  
 RANGE**

**PERFORMANCE RANGE**




**TSURUMI PUMP**
**VANCS - SERIES - PU**  
**(FRP) SEMI-VORTEX - SEWAGE & WASTEWATER PUMPS**
**PERFORMANCE**  
**CURVE**

MODEL		BORE	HP	KW	RPM	SOLIDS DIA		LIQUID		SG.	VISCOSITY	TEMP.
80PU(A/W)22.2 -61		3"/80mm	3	2.2	3490	1.81"/46mm		Water		1.0	1.123 cSt	60°F
PUMP TYPE		PHASE	VOLTAGE		AMPERAGE		HZ	STARTING METHOD			INS. CLASS	
Semi-Vortex - Sewage & Wastewater		3	208-220/460/575		9.1-8.5/4.2/3.3		60	Direct On Line			E	
CURVE No.	DATE	PHASE	VOLTAGE		AMPERAGE		HZ	STARTING METHOD			INS. CLASS	
-	-	-	-		-		-	-			-	

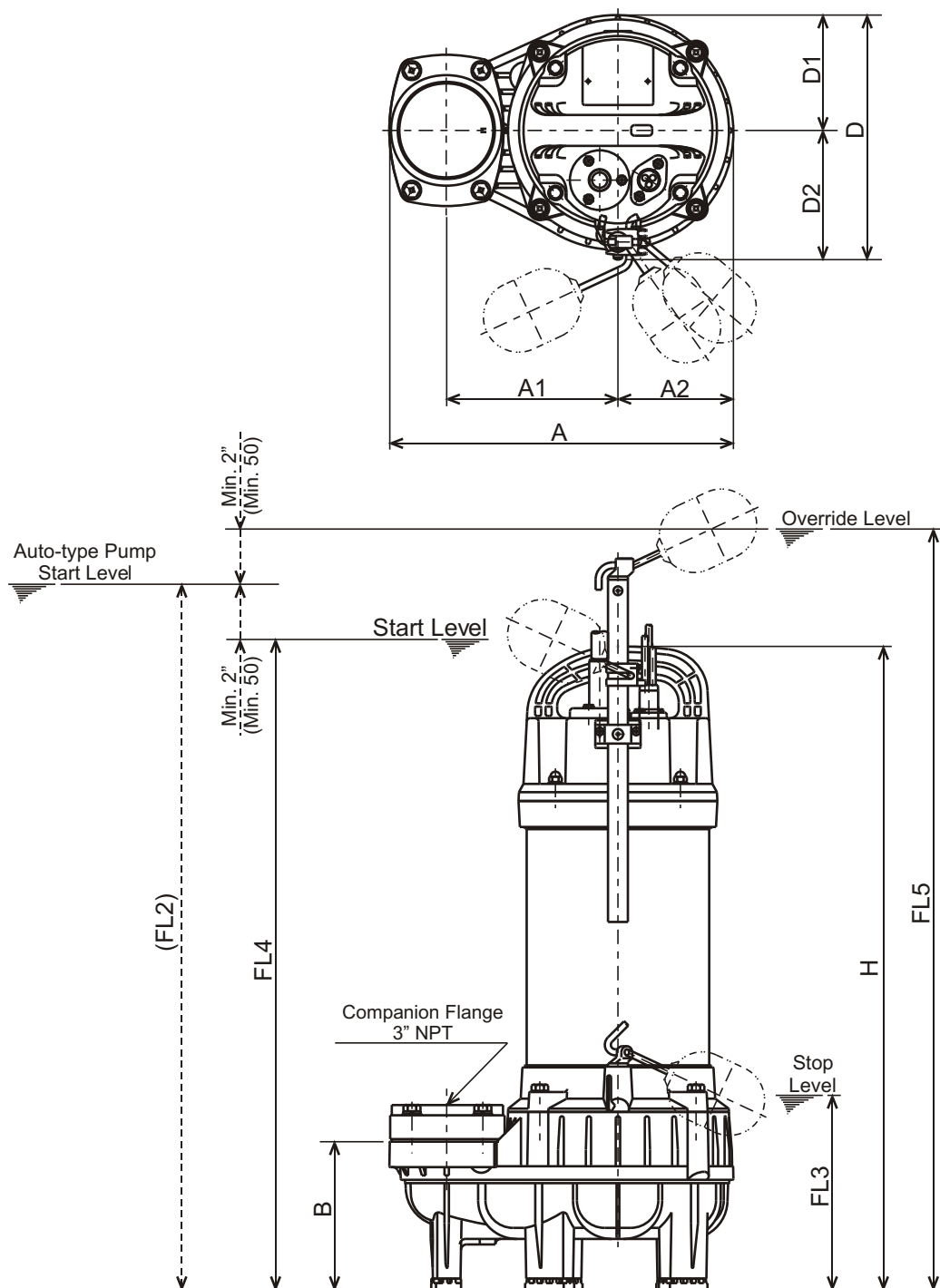




# VANCS - SERIES - PU

(FRP) SEMI-VORTEX - SEWAGE & WASTEWATER PUMPS

## DIMENSIONS



**80PUW22.2-61**  
**80PUW23.7-61**

### DIMENSIONS:USCS (Inch)

Model	HP	NOM. SIZE	Pump & Motor								Stop	Start	Override	Wt. (lbs.)
			A	A1	A2	B	D	D1	D2	H	FL3	Max.FL4	Max.FL5	
80PUW22.2-61	3	3"	12 1/4	6 1/8	4 1/8	5 1/4	8 11/16	4 1/8	4 5/8	22 15/16	6 7/8	29 1/8	33 1/8	51
80PUW23.7-61	5	3"	12 1/4	6 1/8	4 1/8	5 1/4	8 11/16	4 1/8	4 5/8	24 5/16	6 7/8	30 1/2	34 1/2	62

### DIMENSIONS:METRIC (mm)

Model	kW	NOM. SIZE	Pump & Motor								Stop	Start	Override	Wt. (kg)
			A	A1	A2	B	D	D1	D2	H	FL3	Max.FL4	Max.FL5	
80PUW22.2-61	2.2	80	311	155	105	134	221	104	117	583	176	741	841	23
80PUW23.7-61	3.7	80	311	155	105	134	221	104	117	618	176	776	876	28

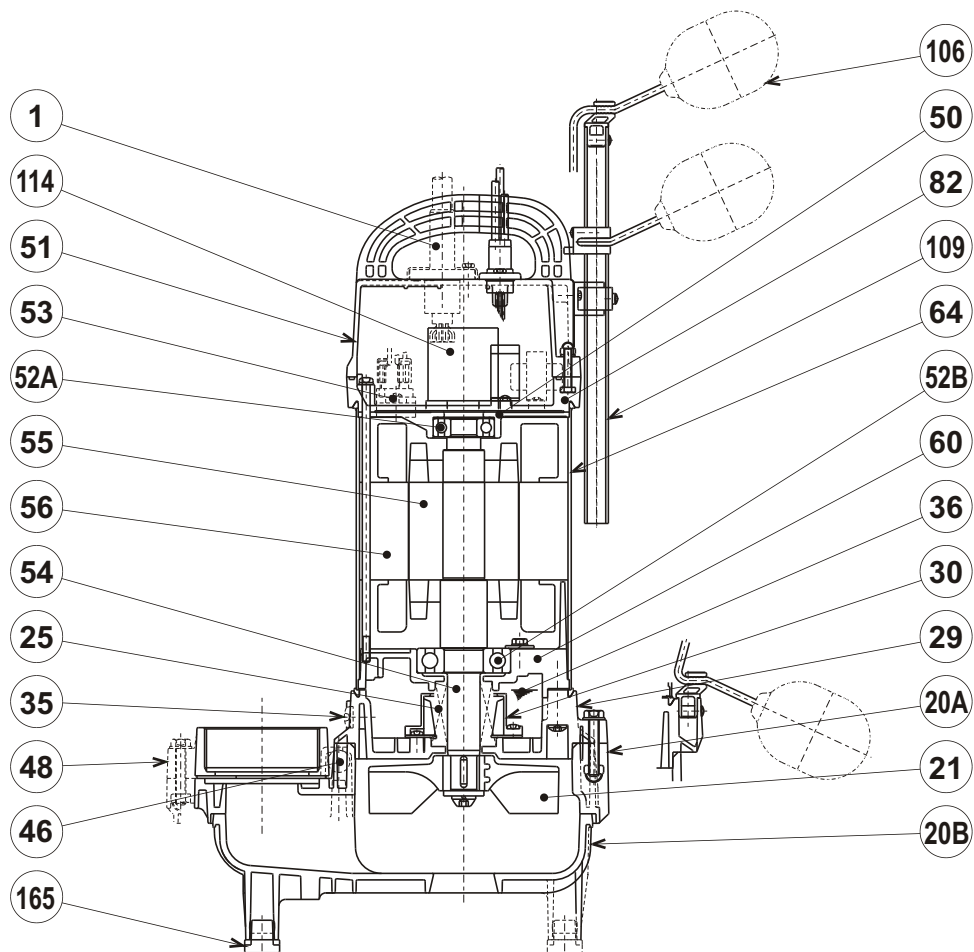


# TSURUMI PUMP

**VANCS - SERIES - PU**  
**(FRP) SEMI-VORTEX - SEWAGE & WASTEWATER PUMPS**

## SECTIONAL VIEW

80PUW22.2-61  
80PUW23.7-61



PART#	DESCRIPTION	MAIN MATERIAL / NOTE	RELATED ASTM, AISI CODE	RELATED EN CODE	QTY
1	Power Cable (80PUW22.2-61)	PVC Sheath AWG14/4-32ft			1
	Power Cable (80PUW23.7-61)	PVC Sheath AWG12/4-32ft			
20A	Upper Pump Casing	PA+ABS Plastic w/GF30			1
20B	Lower Pump Casing	PA+ABS Plastic w/GF30			1
21	Impeller	PPO Plastic w/GF20			1
25	Mechanical Seal	Silicon Carbide / H-25AT			1
29	Oil Casing	PPS Plastic w/(GF+MD)50			1
30	Oil Lifter	PBT Plastic w/(GF+MD)40			1
35	Oil Plug	Stainless Steel	S 30400	1.4301	1
36	Lubricant	White Mineral Oil ISO VG32			
46	Air Valve	Glass Ball			1
48	Companion Flange	PVC / NPT 3"			1
50	Motor Bracket	Aluminum Alloy Die Casting	B85 383.0	EN 1706 AC-46100	1
51	Motor Head Cover	PPS Plastic w/GF40			1
52A	Upper Bearing	#6204ZZC3			1
52B	Lower Bearing	#6306ZZC3			1
53	Motor Protector				1
54	Shaft	Stainless Steel	S 30400	1.4301	1
55	Rotor				1
56	Stator				1
60	Bearing Housing	Aluminum Alloy Die Casting	B85 383.0	EN 1706 AC-46100	1
64	Motor Housing	Stainless Steel	S 30400	1.4301	1
82	Motor Head Cover Spacer	PPS Plastic w/GF40			1
106	Float Set	ABS Plastic			3
109	Float Support Pipe	PVC			1
114	Power Relay				1
165	Rubber Cushion	Nitrile Butadiene Rubber			5